

5th Grade November Newsletter

Conferences:

Conferences were a great opportunity to connect with all of you and we appreciate your participation. We hope you had a chance to see the academic progress that your child is making in school this year. The best way to keep on top of what is happening in the classroom is to talk with your child and look at their work. Discuss what they are reading. Have them show you the math problems they are working on. Ask about the Literature Discussion Groups. The more they know you care about what they are learning, the more successful your child will be.

Please continue to monitor the work at home:

1. **Check on your child's homework each night and continue to sign their assignment notebook.** They need their assignment notebooks signed each night, ideally it is signed after they have also shown you their work. **Please check on the overall quality of this work.** If you can't read it (poor handwriting) please remind them that I can't either. Have them fix it before they get to school and they will have more success in school.

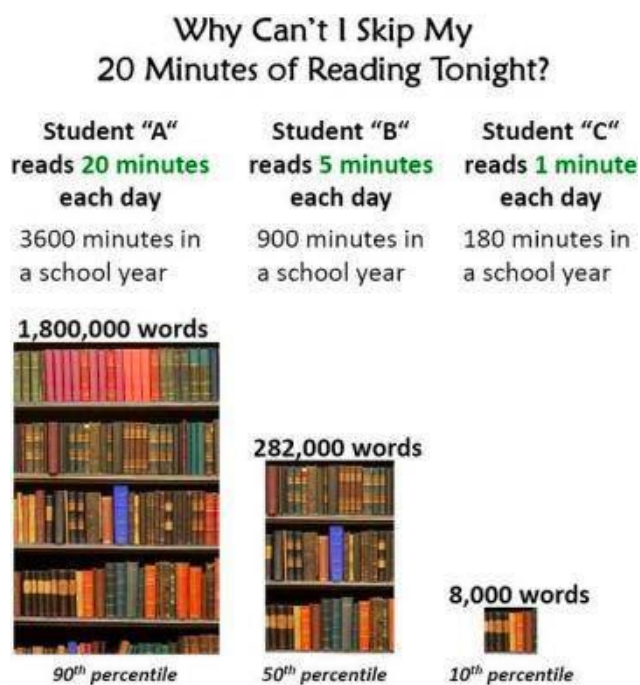
2. **Nightly reading** is a part of the regular homework. Don't forget to get those Reading Logs signed.

3. Please use the **5th Grade website** to check on larger projects and daily homework if their notebooks are not filled in completely. Here is the [link to the 5th Grade Daily Homework site](#).

Current and Upcoming Units of Study:

Writing:

We just completed our *Thanksgiving from the Turkey's Perspective* writing. The students were able to be creative and write in first person as the turkey themselves. Be on the lookout for the Informational Essay rubric as well. This needs to be signed by a parent and returned by Monday, November 16th.



By the end of 6th grade Student "A" will have read the equivalent of 60 whole school days. Student "B" will have read only 12 school days. Which student would you expect to have a better vocabulary? Which student would you expect to be more successful in school...and in life?

(Nagy & Herman, 1987)

Ipad Reminders

This is a reminder to all parents and students about iPad use. iPads should only be used for education only. Remember it's the school's property, not theirs. **It needs to be at school, charged fully each day.** We are limited when students do not have a charged iPad and need to access certain apps. Many students are choosing to add their own keyboard to their cases or buying keyboards integrated into a case. That is great and can help them build their keyboarding skills. Please ensure they are durable as well.



Social Studies

We have been studying First Nation tribes and cultures during this social studies unit. I have shared three different Native American tribes with the students and discussed their major differences due to location, culture, governments. The students are creating a presentation right now that describes these same things, but they had the opportunity to choose a different tribe from somewhere in North America. The kids will be sharing their presentation with the class in the next week.

Math

In math class, the students are finishing up our second unit which was about addition, subtraction, multiplication, and division with decimals. Our test was on Tuesday. Our next unit, which we will be starting next week, will be about:


- 1) Evaluating (solve) numerical expressions with parentheses, brackets, and braces.
- 2) Writing numerical expressions with parentheses, brackets and braces.
- 3) Interpreting numerical expressions without evaluation.

Our third unit will only be about 2 weeks.


iPad Rules

Teachers Change Settings
 Teachers are responsible for changing settings and installing apps. Don't change any settings unless your teacher has asked you to.

Keep it Safe & Clean

 Be gentle when using and sharing the iPad. Carry it carefully and treat it with respect. Keep food and drinks away. Wipe your screen to keep it clean.


Put it to Sleep

 Put the iPad to sleep when a teacher is giving directions or a classmate is sharing.

Follow Instructions

 Use the apps you've been given permission to use. Stay on task until you achieve your learning goal.

Use it for Learning

 Use your iPad as a learning tool. Find new and better ways to learn with your iPad. Share your discoveries with others.